


## Enrolling Onto Your Moodle Course

This handout explains how to get onto your Moodle course for the first time. These steps need only be carried out once per Moodle course.

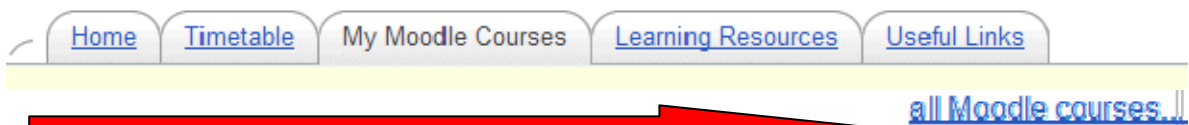
Before you begin, find out the name of your Moodle course, its department name and the enrolment key. Your tutor will be able to provide you with these details.

 Log into Moodle

 From the '**My Moodle Courses**' tab located underneath the Moodle image click the link '**All**


**Moodle**

**Courses**'.




 In the '**Course categories**' page click on the **department name** for your course.

 Click on the name of your Moodle course on the next page.

 Enter the enrolment key and click the '**Enrol me in this course**' button. Please note the enrolment key is case sensitive.

This course requires an 'enrolment key' - a one-time password that you should have received from your tutor

 If entered correctly, you should now be in your Moodle course.